



佛山市国星光电股份有限公司  
FOSHAN NATIONSTAR OPTOELECTRONICS CO., LTD

# 产品规格书 SPECIFICATION

顾客名称 Customer		产品名称 Product	Chip LED
顾客型号 Customer Type		产品型号 Type	FC-1608WBD-457M
顾客部品号 Customer No.		版本号 Version NO	C 版



研发中心 Research & Development Center			客户 (加盖公章) Customer (Stamp)
制定 DRAW	审核 CHECK	批准 APPROVE	确认 CONFIRM
发放日期 (Release Date): 2017-02-08			

# FC-1608WBD-457M

# Chip Light Emitting Diode

## 技术数据表 Technical Data Sheet


本产品主要作为信号指示及照明的电子元件广泛应用于各类使用表面贴装结构的电子产品中,如家用电器的开关指示灯、手机键盘灯、汽车仪表盘指示灯等。

This product is generally used as indicator and luminance for surface mounted electronic equipment, such as household appliance, communication equipment, and dashboard.

**特性:**

- 管芯材料: InGaN  
Material:
- 封装材料: 环氧树脂  
Encapsulation: Epoxy Resin
- 焊接方法: 无铅回流焊  
Soldering methods: Pb-Free reflow soldering
- 光强高, 功耗低, 可靠性好, 寿命长  
High Luminous Intensity ,Low Power Dissipation, Good Reliability and Long Lifespan
- 符合欧盟公布的 ROHS 指令要求  
Complied With ROHS Directive

发光颜色: 天蓝色  
Emitting Color: Sky Blue

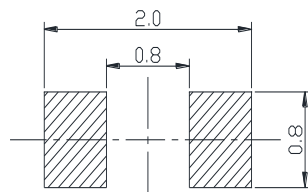
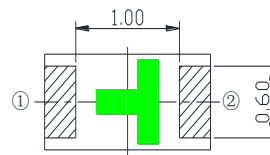
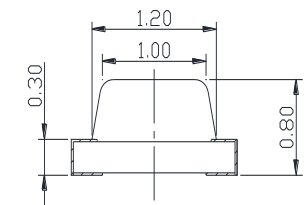
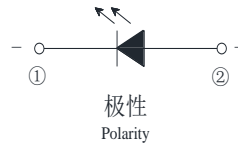
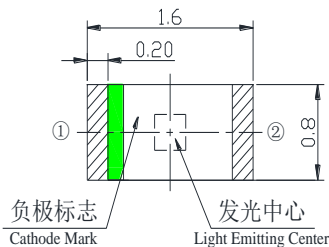


**Features:**

\* 产品规格如因工艺改进而有所改变, 恕不另行通知。  
\* The specifications of the product may be modified for improvement without notice.

## 外形尺寸

### Outline Dimension



推荐焊盘尺寸  
Recommended Soldering Pad

敷铜区域: Cuprum Area:  
 阻焊丝印区域: Solder Resist:  
 \*无特别规定时, 公差: X.X±0.1, X.XX±0.05, 单位为mm\*  
 \* The Tolerances Unless Mentioned is : X.X±0.1, X.XX±0.05, Unit= mm\*



# 光电参数 (1)

## Electro-Optical Characteristics(1)

极限参数 (温度=25℃)



Absolute Maximum Ratings (Temperature=25 °C)

参数名称 Parameter	符号 Symbol	数值 Rating	单位 Unit
正向电流 Forward Current	I <sub>F</sub>	20	mA
正向脉冲电流* Pulse Forward Current*	I <sub>FP</sub>	50	mA
反向电压 Reverse Voltage	V <sub>R</sub>	5	V
工作温度 Operating Temperature	T <sub>OPR</sub>	-30 ~ +85	°C
贮存温度 Storage Temperature	T <sub>stg</sub>	-40 ~ +100	°C
功耗 Power Dissipation	P <sub>D</sub>	72	mW

\* 注: 脉冲宽度≤0.1ms, 占空比≤1/10 \* Note: Pulse Width≤0.1ms, Duty≤1/10

光电参数 (温度=25℃)



Electro-Optical Characteristics (Temperature=25 °C)

参数名称 Parameter	符号 Symbol	条件 Condition	最小值 Min.	典型值 Typ.	最大值 Max.	单位 Unit
反向电流 Reverse Current	I <sub>R</sub>	V <sub>R</sub> =5V	-	-	10	μA
视角 View Angle	2θ <sub>1/2</sub>	-	-	130	-	deg.
正向电压 Forward Voltage	V <sub>F</sub>	I <sub>F</sub> =20mA	2.6	2.8	3.6	V
光强 Luminous Intensity	I <sub>v</sub>		480	570	770	mcd
色度坐标 Chromaticity Coordinates	CIE-X		-	0.18	-	-
	CIE-Y	-	0.20	-	-	

\* 注 1: 光强偏差±15%; 压降偏差±0.1V; (X,Y)坐标偏差±0.01; 单色光波长偏差±1nm。

\* Note1: Tolerance on each Luminous Intensity bin is ±15%; Tolerance on each Forward Voltage bin is ±0.1V; Tolerance on each Hue(X,Y) bin is ±0.01; Tolerance of Dominant Wavelength ±1nm.

\* 注 2: 以上参数仅供参考, 请以实物标签为准。我司给出的参数均由国星测试系统测得。

\* Note2: The parameters above are only for your reference. In case of any discrepancy, please adhere to the label of our actual products. All parameters are tested by the standard testing system of NationStar.



## 光电参数 (2)

### Electro-Optical Characteristics(2)

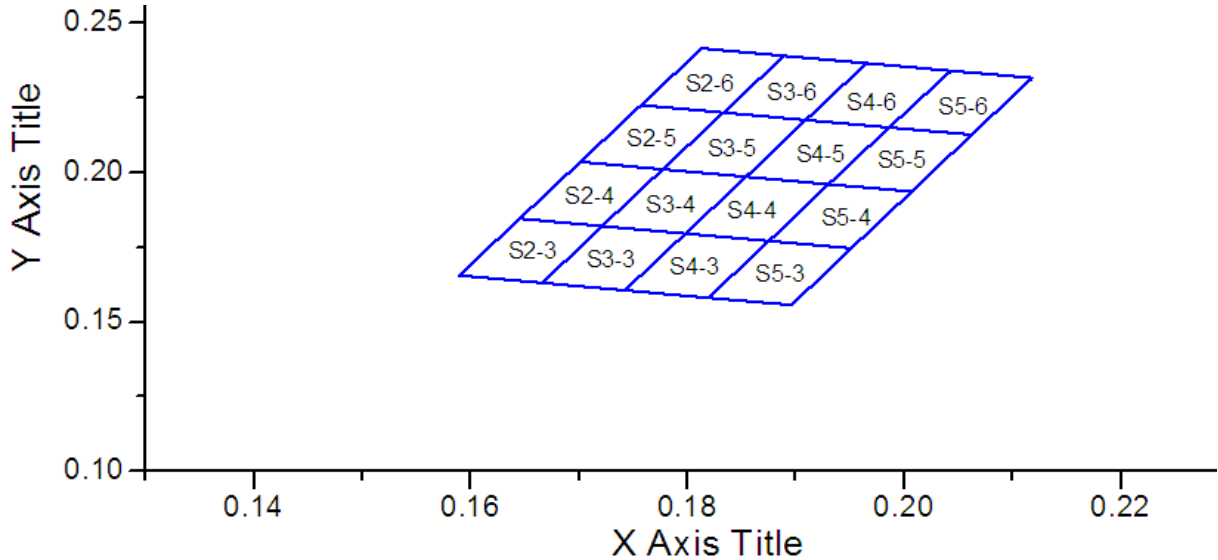
◇ 光强 (温度=25℃, 测试电流=20 mA)  
**Luminous Intensity** (Ta=25 °C,IF=20mA)

典型光强档范围 Luminous Classification Range	
480-520	mcd
520-570	mcd
570-630	mcd
630-700	mcd
700-770	mcd

◇ 正向电压 (温度=25℃, 测试电流=20 mA)  
**Forward Voltage** (Ta=25 °C,IF=20mA)

典型电压档范围 Voltage Classification Range	
2.8-2.9	V
2.9-3.0	V
3.0-3.1	V
3.1-3.2	V

◇ 色度坐标 (温度=25℃, 测试电流=20 mA)  
**Chromaticity Coordinates** (Ta=25 °C,IF=20mA)

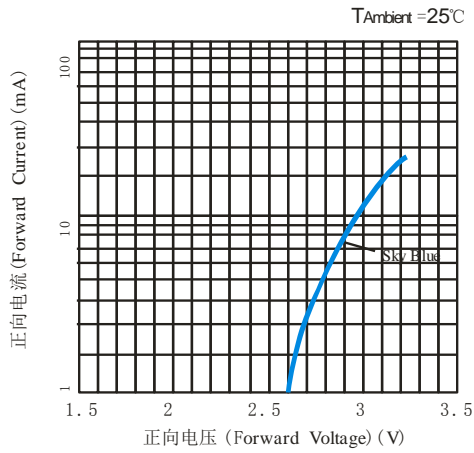


色区	坐标	Bottom	Left	Top	Right	色区	坐标	Bottom	Left	Top	Right
S2-3	X	0.1589	0.1645	0.1721	0.1666	S3-3	X	0.1666	0.1721	0.1798	0.1742
	Y	0.1656	0.1846	0.1821	0.1631		Y	0.1631	0.1821	0.1796	0.1606
S2-4	X	0.1645	0.1701	0.1777	0.1721	S3-4	X	0.1721	0.1777	0.1854	0.1798
	Y	0.1846	0.2036	0.2011	0.1821		Y	0.1821	0.2011	0.1986	0.1796
S2-5	X	0.1701	0.1757	0.1833	0.1777	S3-5	X	0.1777	0.1833	0.1909	0.1854
	Y	0.2036	0.2226	0.2201	0.2011		Y	0.2011	0.2201	0.2176	0.1986
S2-6	X	0.1757	0.1813	0.1889	0.1833	S3-6	X	0.1833	0.1889	0.1965	0.1909
	Y	0.2226	0.2416	0.2391	0.2201		Y	0.2201	0.2391	0.2366	0.2176
S4-3	X	0.1742	0.1798	0.1875	0.1819	S5-3	X	0.1819	0.1875	0.1951	0.1896
	Y	0.1606	0.1796	0.1771	0.1581		Y	0.1581	0.1771	0.1747	0.1557
S4-4	X	0.1798	0.1854	0.193	0.1875	S5-4	X	0.1875	0.193	0.2007	0.1951
	Y	0.1796	0.1986	0.1961	0.1771		Y	0.1771	0.1961	0.1937	0.1747
S4-5	X	0.1854	0.1909	0.1986	0.193	S5-5	X	0.193	0.1986	0.2062	0.2007
	Y	0.1986	0.2176	0.2151	0.1961		Y	0.1961	0.2151	0.2127	0.1937
S4-6	X	0.1909	0.1965	0.2043	0.1986	S5-6	X	0.1986	0.2043	0.2118	0.2062
	Y	0.2176	0.2366	0.2341	0.2151		Y	0.2151	0.2341	0.2317	0.2127

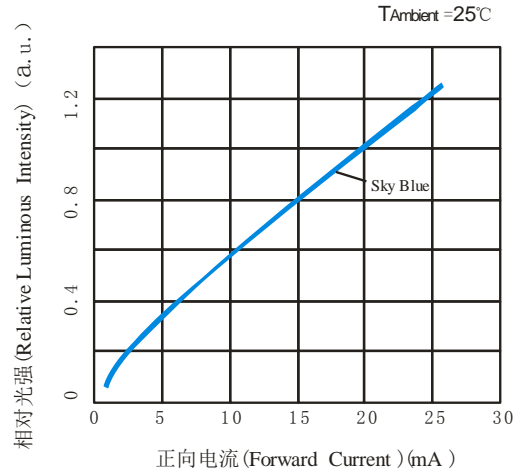
# 典型特性曲线

## Typical Characteristics Curves

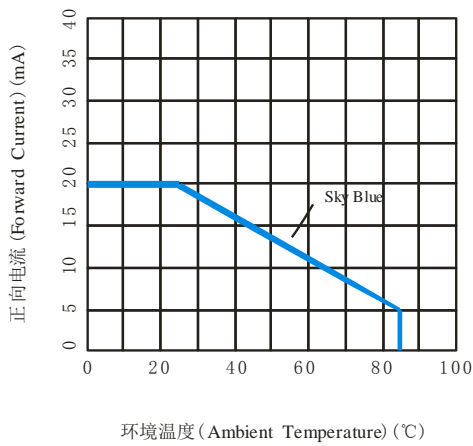
伏安特性  
Volt-Ampere Characteristics



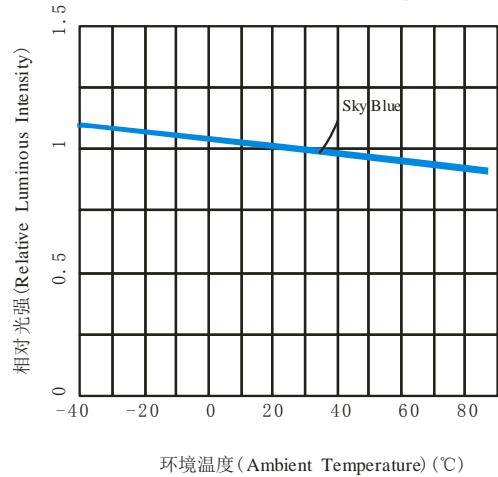
相对光强与正向电流特性  
Relative Luminous Intensity VS Forward Current



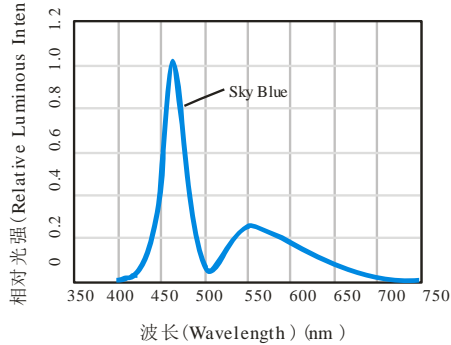
正向电流降额曲线  
Forward Current Derating Curve



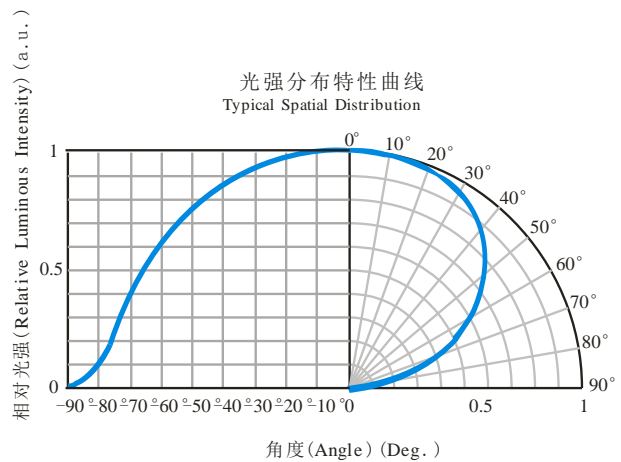
光强与环境温度曲线  
Luminous Intensity VS Ambient Temperature



光谱分布特性曲线  
Relative Spectral Distribution



光强分布特性曲线  
Typical Spatial Distribution



## 可靠性试验

### Reliability Test Items And Conditions

实验项目 Test Items	参考标准 Reference	实验条件 Test Conditions	时间 Time	样品数 Quantity	判据 Criterion
冷热冲击 Thermal Shock	MIL-STD-202G	-40°C(15min)←→100°C(15min)	循环 200 次 200 cycles	22	0/22
湿热循环 Temperature And Humidity Cyclic	JEITA ED-4701 200 203	(-10~65)°C , (0~90)%RH 24hrs./1cycle	循环 10 次 10 cycles	22	0/22
高温贮存 High Temperature Storage	JEITA ED-4701 200 201	Ta=100°C	1000h	22	0/22
低温贮存 Low Temperature Storage	JEITA ED-4701 200 202	Ta=-40°C	1000h	22	0/22
常温寿命试验 Lifespan Test	JESD22-A108D	Ta=25°C IF=10mA	1000h	22	0/22
耐焊接热 Resistance to Soldering Heat	GB/T 4937, II ,2.2&2.3	Tsol*=260°C 10secs.	2 次 2 times	22	0/22

### 失效判断标准 Criteria For Judging Damage

测试项目 Test Items	符号 Symbol	测试条件 Test Conditions	判定标准 Criteria For Judging Damage
正向电压 Forward Voltage	V <sub>F</sub>	I <sub>F</sub> = I <sub>FT</sub>	初始值±10% Initial Data±10%
反向电流 Reverse Current	I <sub>R</sub>	V <sub>R</sub> = 5V	I <sub>R</sub> ≤10μA
光强 Luminous Intensity	I <sub>V</sub>	I <sub>F</sub> = I <sub>FT</sub>	I <sub>V</sub> 衰减≤50% IV degradation≤50%
耐焊接热 Resistance to Soldering Heat			无死灯 No dead light

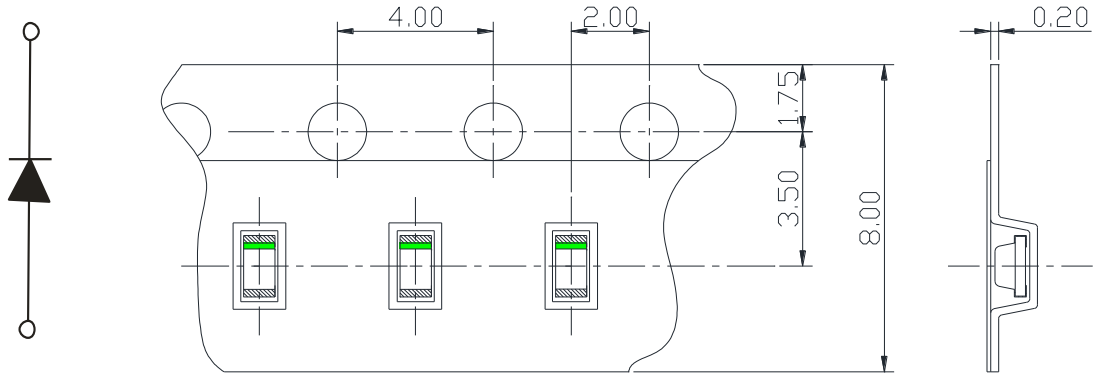
\* 注: T<sub>sol</sub>-锡液温度; I<sub>FT</sub>: 典型电流

\* Note: T<sub>sol</sub>-Temperature of tin liquid; I<sub>FT</sub>: Typical current.

包装 (1)

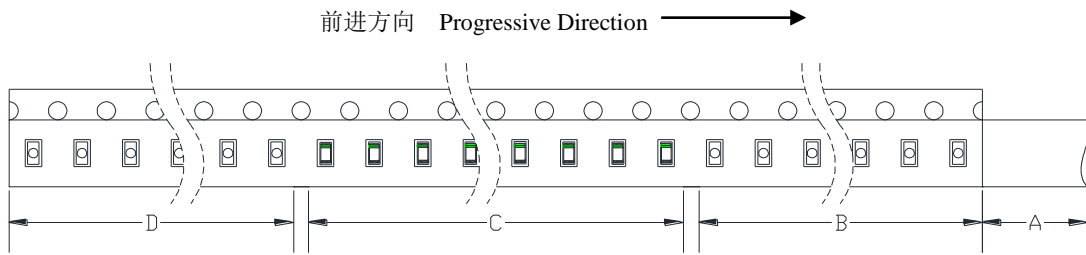
Packaging (1)

◇ 载带 Carrier Tape



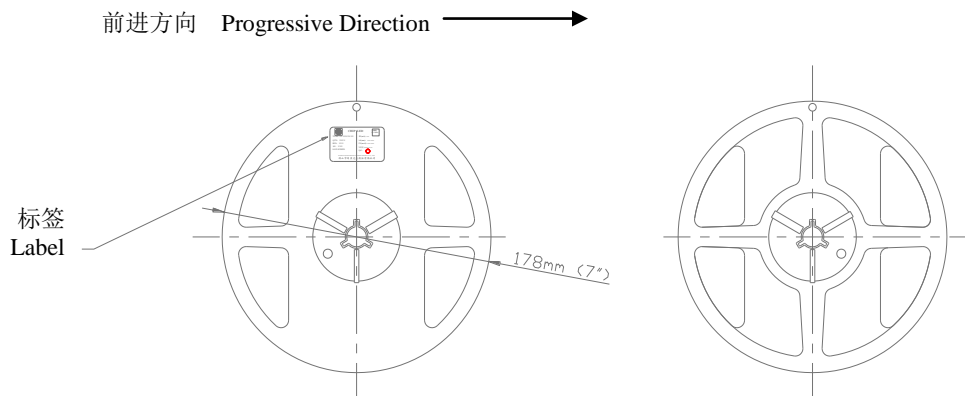
单位: mm, 未注公差:  $\pm 0.1$  mm  
 All dimensions in mm, tolerances unless mentioned is  $\pm 0.1$  mm.

◇ 编带细节 Details Of Carrier Tape



A: 盖带, 200 mm; B: 引导, 空带, 100mm; C: 编载产品 4000 只; D: 尾部, 空带, 100mm  
 A: Top Cover Tape, 200mm; B: Leader, Empty, 100mm; C: 4000 Lamps Loaded; D: Trailer, Empty, 100mm.

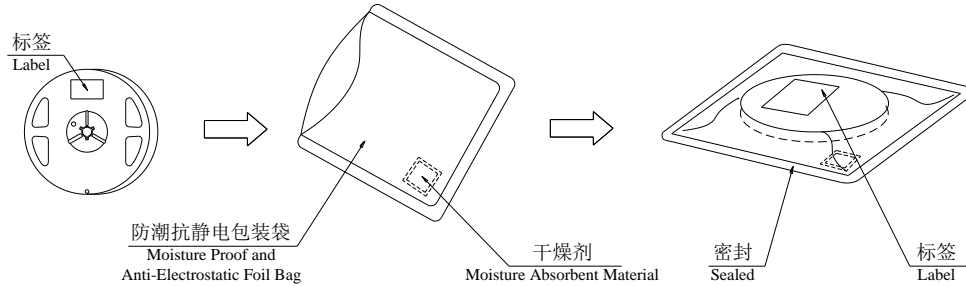
◇ 带盘 Reel Dimension



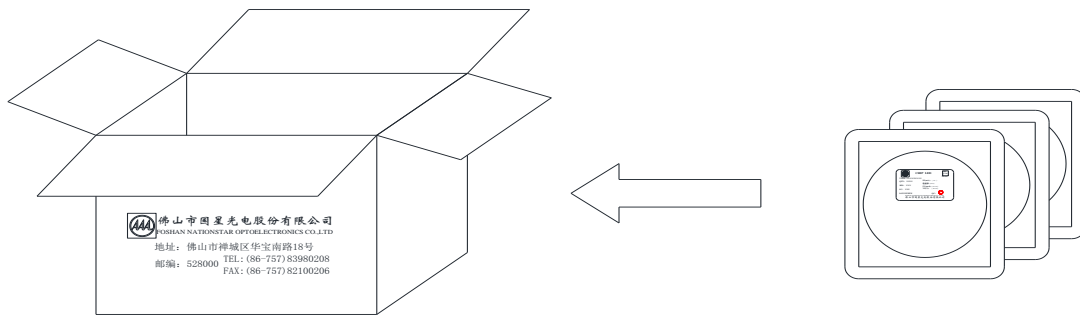
## 包装 (2)

### Packaging(2)

#### 防潮抗静电包装 Moisture Proof and Anti-Electrostatic Foil Bag



#### 外包装箱 Cardboard Box



#### 标签说明 Label Explanation

TYPE: 产品型号

QTY: 数量 Quantity

BIN: 分档 Rank

SC: 分档编号 Step Code

LOT: 批号 Lot Number

色坐标 Chromaticity Coordinates

IV: 光强范围 Luminous Intensity Range

VF: 正向电压范围 Forward Voltage Range

IF: 测试电流 Testing Current

