



佛山市国星光电股份有限公司
 FOSHAN NATIONSTAR OPTOELECTRONICS CO., LTD

产品规格书

SPECIFICATION

顾客名称 Customer		产品名称 Product	Chip LED
顾客型号 Customer Type		产品型号 Type	NH-B1010RGBT-HF
顾客部品号 Customer No.		版本号 Version NO	B1 版




研发中心 Research & Development Center			客户 (加盖公章) Customer (Stamp)
制定 DRAW	审核 CHECK	批准 APPROVE	确认 CONFIRM
发放日期 (Release Date): 2017-07-01			

NH-B1010RGBT-HF

Chip Full-color LED

技术数据表 Technical Data Sheet

本产品属于表面贴装全彩器件, 采用全黑基板, 黑色哑光封装, 对比度高, 无镜面反射。拥有高可靠性、长寿命、宽视角等特点, 是各类户内的装饰照明装饰领域的理想选择。



This product is a surface mounted full-color device, with black base, black and matt packaging, high contrast, and non-mirror reflection. It is featured by good reliability, long lifespan, wide viewing angle and widely used for indoor and outdoor decorative lighting.

特性:	管芯材料:	红色 Red	绿色 Green	蓝色 Blue
	Material:	AlGaInP	InGaN	InGaN
Features:	封装材料: 环氧树脂			
	Encapsulation: Epoxy Resin			
	焊接方法: 无铅回流焊			
	Soldering methods: Pb-Free reflow soldering			
	光强高, 功耗低, 可靠性好, 寿命长			
High Luminous Intensity, Low Power Dissipation, Good Reliability and Long Lifespan				
符合欧盟公布的 ROHS 指令要求				
Complied With ROHS Directive				

目录

Catalogue

电性参数	
Electrical Characteristics.....	2
典型特性曲线	
Typical Characteristic Curves.....	3
可靠性实验	
Reliability Test Items and Conditions.....	4
外形尺寸	
Outline Dimensions.....	5
包装	
Packaging.....	6
焊接指导	
Guideline for Soldering.....	8
使用注意事项	
Precautions.....	10

* 产品规格如因工艺改进而有所改变, 恕不另行通知。

* The specifications of the product may be modified for improvement without notice.



光电参数

Electro-Optical Characteristics

极限参数 (温度=25°C)
 Absolute Maximum Ratings (Temperature=25°C)

参数名称 Parameter	符号 Symbol	数值 Rating	单位 Unit
正向电流 Forward Current	I_F	10	mA
正向脉冲电流* Pulse Forward Current*	I_{FP}	20	mA
反向电压 Reverse Voltage	V_R	5	V
工作温度 Operating Temperature	T_{OPR}	-30 ~ +85	°C
贮存温度 Storage Temperature	T_{stg}	-40 ~ +100	°C
功耗 Power Dissipation	红 Red	25	mW
	绿 Green	36	
	蓝 Blue	36	

* 注: 脉冲宽度 ≤ 0.1ms, 占空比 ≤ 1/10 * Note: Pulse Width ≤ 0.1ms, Duty ≤ 1/10

光电参数 (温度=25°C)
 Electro-Optical Characteristics (Temperature=25°C)

参数名称 Parameter	符号 Symbol	条件 Condition	颜色 Color	最小值 Min.	典型值 Typ.	最大值 Max.	单位 Unit
反向电流 Reverse Current	I_R	$V_R=5$	红 Red			10	μA
			绿 Green			10	
			蓝 Blue			10	
正向电压 Forward Voltage	V_F	$I_F=5mA$	红 Red	1.6	2.0	2.5	V
		$I_F=2mA$	绿 Green	2.2	2.6	3.6	
		$I_F=2mA$	蓝 Blue	2.3	2.7	3.6	
主波长 Dominant Wavelength	λ_D	$I_F=5mA$	红 Red	610	620	630	nm
		$I_F=2mA$	绿 Green	515	530	545	
		$I_F=2mA$	蓝 Blue	460	470	480	
半波宽度 Spectrum Radiation Bandwidth	$\Delta\lambda$	$I_F=5mA$	红 Red		15		nm
		$I_F=2mA$	绿 Green		25		
		$I_F=2mA$	蓝 Blue		20		
光强 Luminous Intensity	I_V	$I_F=5mA$	红 Red	12	20	35	mcd
		$I_F=2mA$	绿 Green	15	30	55	
		$I_F=2mA$	蓝 Blue	3	5	10	
视角 View Angle	$2\theta_{1/2}$				120		deg.

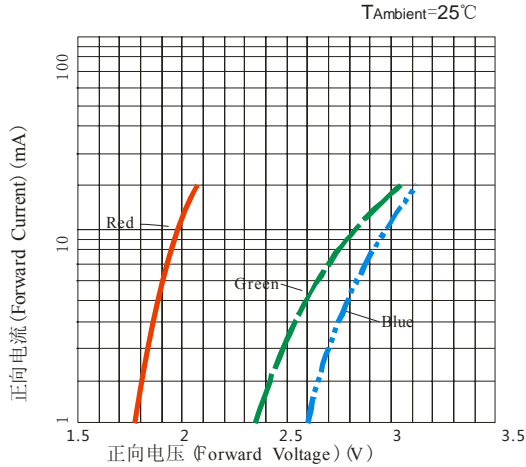
* 注: 正向电压允许误差 ± 0.1V; 光强允许误差 ± 10%; 波长允许误差 ± 0.5nm。以上参数仅供参考, 请以实物标签为准。我司给出的参数均由国星测试系统测得。

* Note: Tolerance of measurements of the Forward Voltage is ± 0.1V; Tolerance of measurements of the Luminous Intensity is ± 10%; Tolerance of measurements of the Wavelength is ± 0.5nm. The parameters above only for your reference. In case of any discrepancy, please adhere to the label of our actual products. All parameters tested by the standard testing system of NationStar.

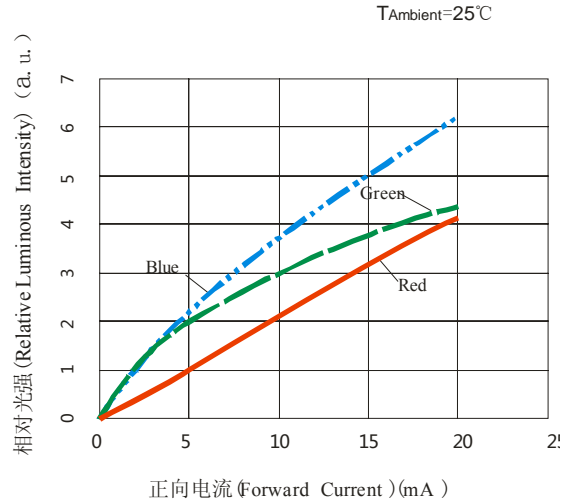
典型特性曲线

Typical Characteristics Curves

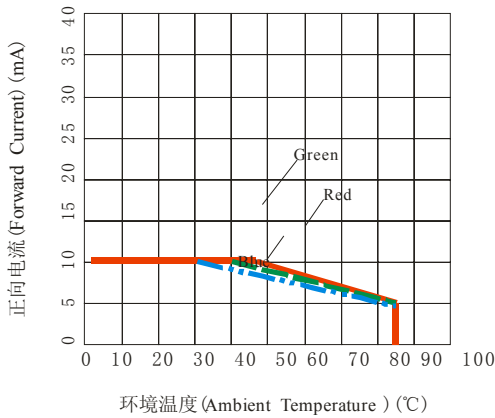
伏安特性
Volt-Ampere Characteristics



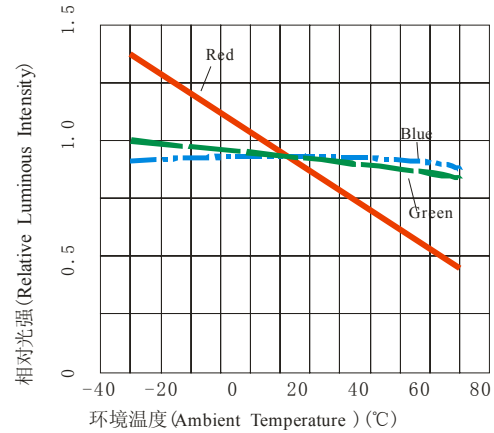
相对光强与正向电流特性
Relative Luminous Intensity VS Forward Current



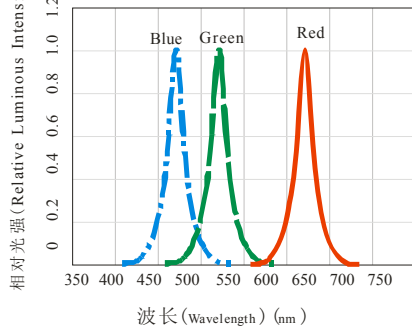
正向电流降额曲线
Forward Current Derating Curve



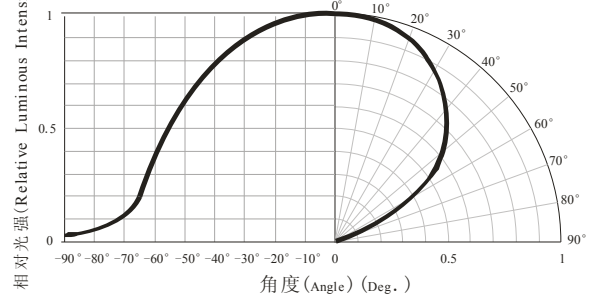
光强与环境温度曲线
Luminous Intensity VS Ambient Temperature



光谱分布特性曲线
Relative Spectral Distribution



光强分布特性曲线
Typical Spatial Distribution





可靠性试验

Reliability Test Items and Conditions

实验项目 Test Items	参考标准 Reference	实验条件 Test Conditions	时间 Time	样品数 Quantity	判据 Criterion
冷热冲击 Thermal Shock	MIL-STD-202G	-40°C(15min)←→100°C(15min)	循环 200 次 200 cycles	22	0/22
湿热循环 Temperature and Humidity Cyclic	JEITA ED-4701 200 203	(-10~65)°C , (1~90)%RH 24hrs./1cycle	循环 10 次 10 cycles	22	0/22
高温储存 High Temperature Storage	JEITA ED-4701 200 201	Ta=100°C	1000h	22	0/22
低温储存 Low Temperature Storage	JEITA ED-4701 200 202	Ta=-40°C	1000h	22	0/22
常温寿命试验 Lifespan Test	JESD22-A108D	Ta=25°C IF =5mA	1000h	22	0/22
耐焊接热 Resistance to Soldering Heat	GB/T 4937, II,2.2&2.3	Tsol*=260°C 10sec.	2 次 2 times	22	0/22

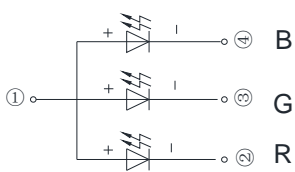
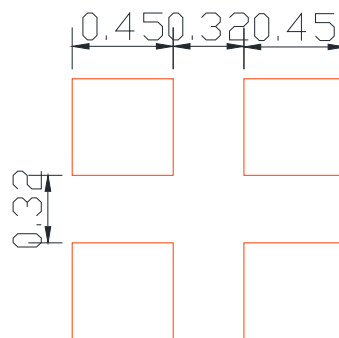
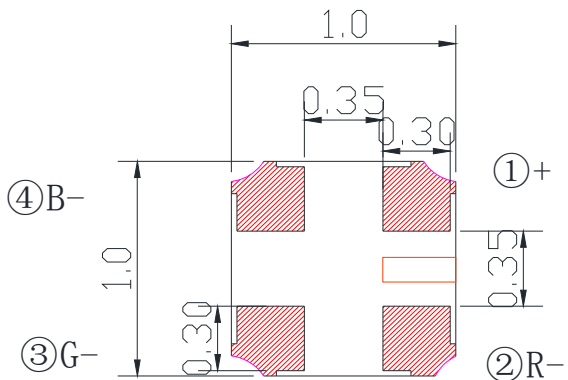
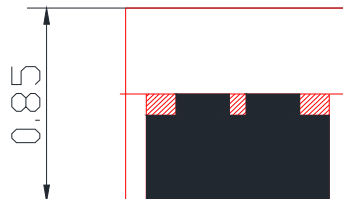
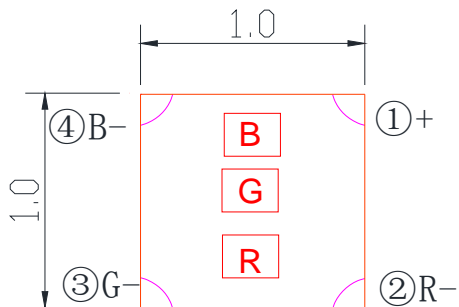
失效判断标准 Criteria For Judging Damage

测试项目 Test Items	符号 Symbol	测试条件 Test Conditions	判定标准 Criteria For Judging Damage
正向电压 Forward Voltage	V _F	I _F = I _{FT}	初始值±10% Initial Data±10%
反向电流 Reverse Current	I _R	V _R = 5V	I _R ≤ 10μA
光强 Luminous Intensity	I _V	I _F = I _{FT}	平均 I _V 衰减 ≤ 30%, 单个 I _V 衰减 ≤ 50% Average I _V degradation ≤ 30%; Single LED I _V degradation ≤ 50%
耐焊接热 Resistance to Soldering Heat			产品无死灯。 No dead light exists.

* 注: T_{sol}-锡液温度; I_{FT}: 典型电流 * Note: T_{sol}-Temperature of tin liquid; I_{FT}: Typical current.

外形尺寸

Outline Dimension



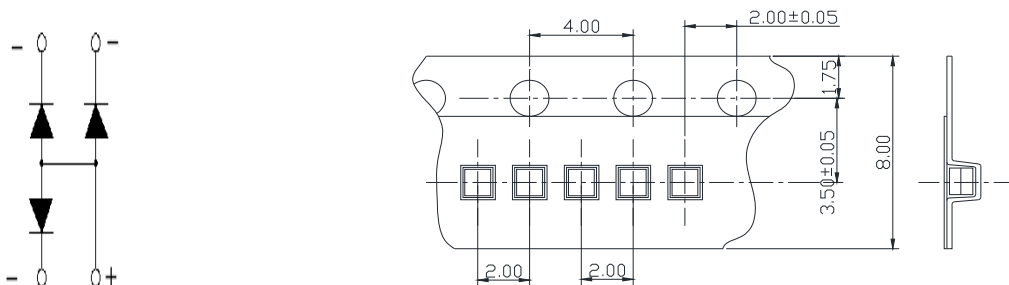
推荐焊盘尺寸 Recommended Soldering Pad

敷铜区域:
 Cuprum Area:
 无特别规定时, 公差: X.X±0.1, X.XX±0.05, 单位为mm
 * The Tolerances Unless Mentioned is : X.X±0.1, X.XX±0.05, Unit= mm*

包装 (1)

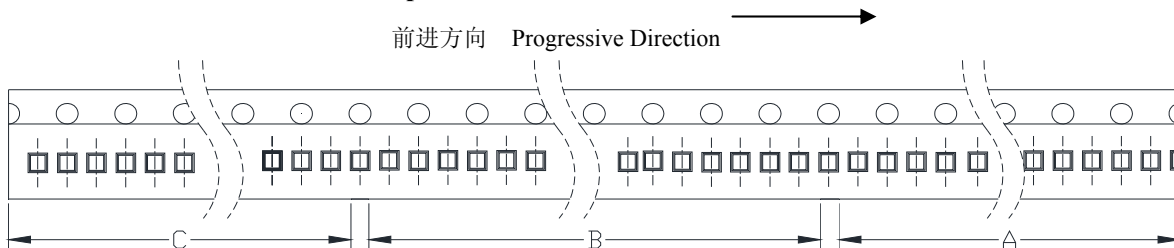
Packaging (1)

载带 Carrier Tape



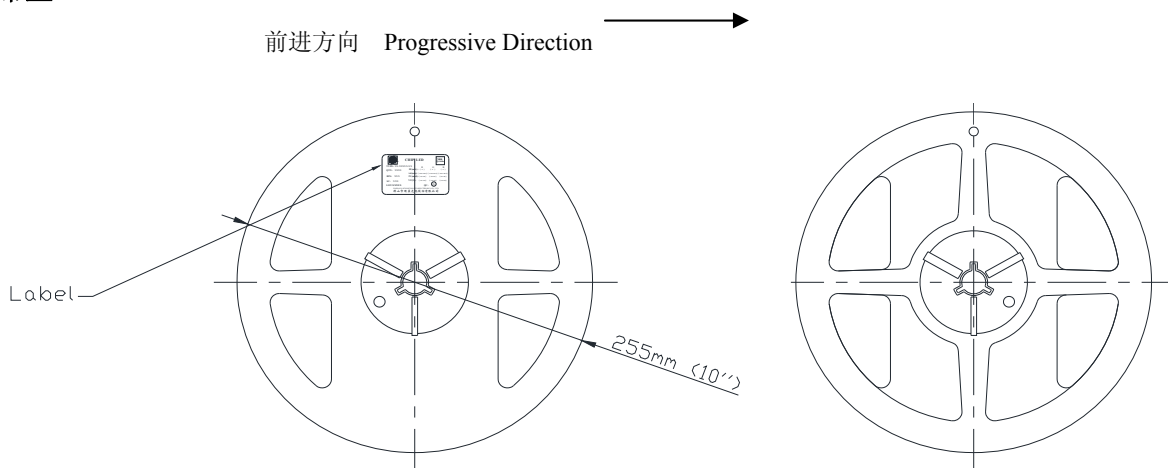
单位: mm, 未注公差: ±0.1 mm
All dimensions in mm, tolerances unless mentioned is ±0.1 mm.

编带细节 Details Of Carrier Tape



A: 引导, 空带, 300mm; B: 编载产品 17000 只; C: 尾部, 空带, 100mm
A: Leader, Empty, 300mm; B: 17000 Lamps Loaded; C: Trailer, Empty, 100mm.

带盘 Reel Dimension

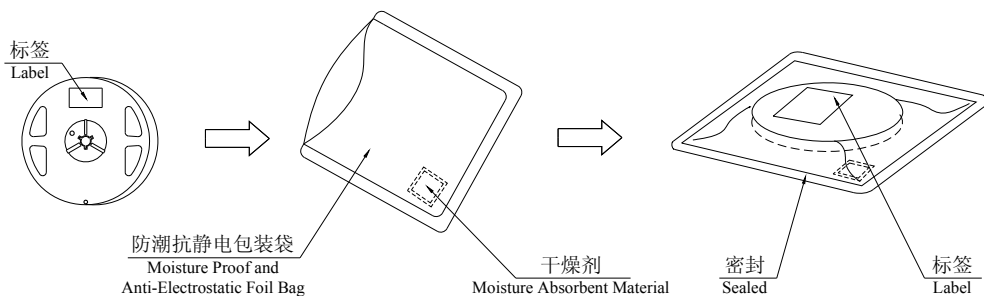


焊接指导 (1)

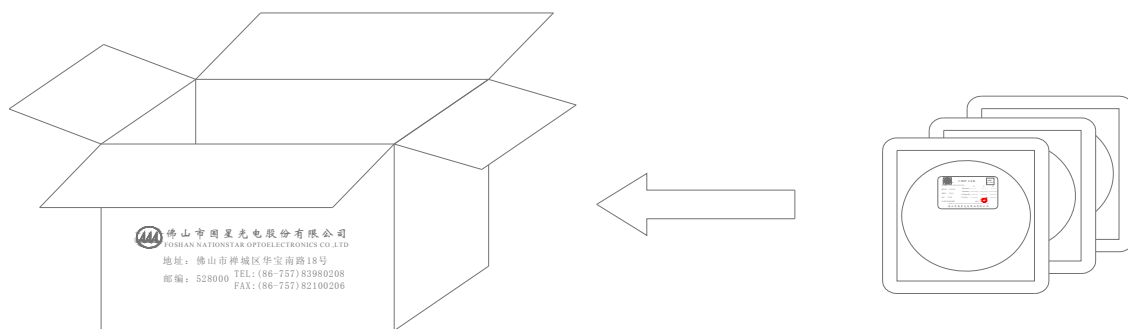
包装 (2)

Packaging (2)

防潮防静电包装 Moisture Proof and Anti-Electrostatic Foil Bag



外包装箱 Cardboard Box



标签说明 Label Explanation

- TYPE: 产品型号
- QTY: 数量 Quantity
- BIN: 分档 Rank
- SC: 分档编号 Step Code
- LOT: 批号 Lot Number
- λd : 波长范围 Wavelength Range
- IV: 光强范围 Luminous Intensity Range
- VF: 正向电压范围 Forward Voltage Range
- IF: 测试电流 Testing Current

	CHIP LED	
TYPE: XX-XXXXX-XX		XXXX
QTY: XXXX	IV(mcd) λd (nm) VF(V) IF(mA)	
BIN: XXX	R:(xxx-xxx) (xxx-xxx) (xx-xx) (xx)	
SC: XXX	G:(xxx-xxx) (xxx-xxx) (xx-xx) (xx)	
LOT: XXXXXXXX	B:(xxx-xxx) (xxx-xxx) (xx-xx) (xx)	
XXXX	QC:	
FOSHAN NATIONSTAR OPTOELECTRONICS CO., LTD		
佛山市国星光电股份有限公司		

Guideline for Soldering (I)

1. 使用烙铁人手焊接

Hand Soldering

推荐使用功率低于 20W 的烙铁，焊接时烙铁的温度必须保持在 360°C 以下，且每个电极只能进行一次焊接，每次焊接的持续时间不得超过 3 秒。

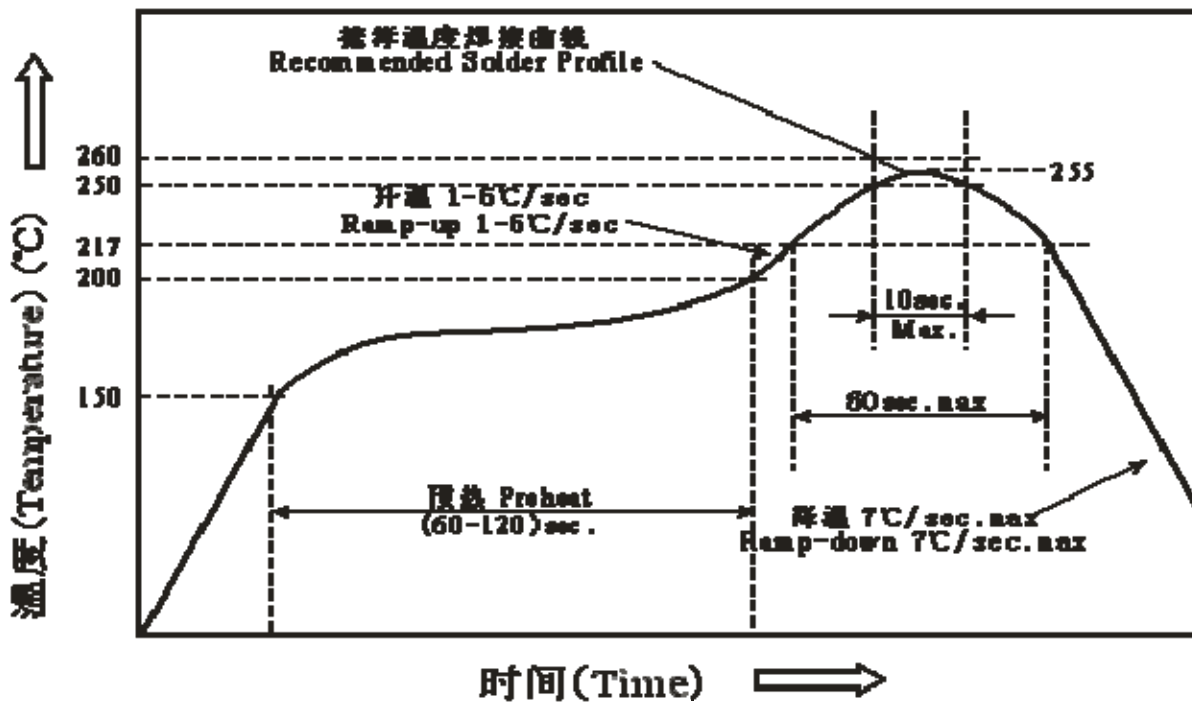
人手焊接过程中的不慎操作易引起 LED 产品的损坏，应当小心谨慎。

If manual soldering is necessary used, the power of less than 20W is recommended. The temperature of the iron must be kept at below 360°C, with soldering time within 3 seconds and each electrode can be only soldered at one time.

No stress should be exerted on the resin portion of the SMD LED during soldering.

2. 回流焊接: 推荐使用以下无铅回流焊接温度图进行。

Reflow Soldering: Use the conditions shown in the under Figure of Pb-Free Reflow Soldering.



- 回流焊接最多只能进行两次。
Reflow soldering should not be done more than two times.
- 在回流焊接升温过程中，请不要对 LED 施加任何压力。
No stress should be exerted on the package during the ramp-up progress of the soldering.
- 在焊接完成后，待产品温度下降到室温之后，再进行其他处理。
After soldering, do not deal with the product before its temperature cooling down to room temperature.

焊接指导 (2)

Guideline for Soldering (2)

3.清洗

Cleaning

在焊接后推荐使用酒精（无水乙醇）进行清洗，在温度不高于 30℃ 的条件下持续 3 分钟，不高于 50℃ 的条件下持续 30 秒。使用其他类似溶剂清洗前，请先确认使用的溶剂不会对 LED 的封装和环氧树脂部分造成损伤。

超声波清洗也是有效的方法，一般最大功率不应超过 300W，否则可能对 LED 造成损伤。请根据具体的情况预先测试清洗条件是否会对 LED 造成损伤。

It is recommended that alcohol (Anhydrous ethanol) be used as a solvent for cleaning after soldering. Cleaning is to go under 30°C for 3 minutes or 50°C for 30 seconds. When using other solvents, it should be confirmed beforehand whether the solvents will dissolve the package and the resin or not.

Ultrasonic cleaning is also an effective way for cleaning. The influence of Ultrasonic cleaning on LED depends on factors such as ultrasonic power. Generally, the ultrasonic power should not be higher than 300W, otherwise it will cause LED damage. Before cleaning, a pre-test should be done to confirm if any damage to LEDs will occur.

*** 注意：**此一般指导原则并不适用于所有 PCB 设计和焊接设备的配置。具体工艺受到诸多因素的影响，请根据特定的PCB设计和焊接设备来确定焊接方案。

*** Note:** This general guideline may not apply to all PCB designs and configurations of all soldering equipment. The technique in practice is influenced by many factors. Thus, the soldering methods should be specific base on the PCB designs and configurations of the soldering equipment.

使用注意事项 (1)

Precautions (1)

1. 贮存:

Storage

- 产品在运输和储存中要注意防潮, 需使用密封防潮抗静电袋包装, 并内附干燥剂、湿度卡, 湿度卡可显示防静电铝箔袋内的湿度。

In order to prevent moisture absorption into the SMD LEDs during the transportation and storage, the LEDs should be packed in the moisture proof and anti-electrostatic sealed foil bag. Desiccants and a humidity indicator are packed together with the SMD LEDs as secondary protection. The humidity-indicator card indicates the humidity of the inside of the foil bag.

- 开封前, 产品须存放在温度不高于 30℃, 湿度不高于 60%RH 的环境中, 要求所有产品上线前均按要求进行烘烤除湿。

All the products should be stored in the environment of temperature < 30℃ and humidity < 60%RH before foiled bags open and need to be baked before SMT.

- 开封后, 产品须存放在温度不高于 30℃, 湿度不高于 60%RH 的环境中, 最长存放时间 168 小时, 未用完的余料需重新存放在密封防潮抗静电袋内。

The longest storage time can reach to 168hours if the product can be kept under the circumstance that the temperature is below 30℃ and the humidity is below 60% RH after opening the foil bag. Besides, the unspent LED should be restored into the moisture proof and anti-electrostatic sealed foil bag.

- 对于尚未焊接的 LED, 如果吸湿剂或包装失效, 或者产品没有符合以上有效存储条件, 烘烤可以起到一定的性能恢复效果。

To the not yet soldering LED, if the moisture absorbent material has fade away or the LEDs have exceeded the storage time, baking treatment can recover the performance of the LED.

- 烘烤条件: 两个月以内 (未受潮): $(60 \pm 5)^\circ\text{C} \times 12\text{h}$
 两个月以外 (未受潮): $(60 \pm 5)^\circ\text{C} \times 24\text{h}$
 确认已受潮或包装袋漏气或客户库存超过 6 个月: $(60 \pm 5)^\circ\text{C} \times 24\text{h}$

Baking condition: Within 2 months' storage (undamped) : $(60 \pm 5)^\circ\text{C} \times 12\text{h}$

After 2 months' storage (undamped): $(60 \pm 5)^\circ\text{C} \times 24\text{h}$

Damped/Foiled bag leakage/ beyond 6 months' storage at customers' side: $(60 \pm 5)^\circ\text{C} \times 24\text{h}$

2. 静电:

Static Electricity

静电和电涌会导致产品特性发生改变, 例如正向电压降低等, 如果情况严重甚至会损毁产品。所以在使用时必须采取有效的防静电措施。

所有相关的设备和机器都应该正确接地, 同时必须采取其他防止静电和电涌的措施。

使用防静电手环, 防静电垫子, 防静电工作服、工作鞋、手套, 防静电容器, 都是有效的防止静电和电涌的措施。

Static electricity and surge voltage damage the LEDs. Damaged LEDs will show some unusual characteristics such as the forward voltage becomes lower, or the LEDs do not light at the low current and even not light.

All devices, equipment and machinery must be properly grounded. At the same time, it is also recommended that anti-electrostatic wrist bands, pads, uniforms, gloves or containers can be used as effective measures when dealing with the LEDs.

使用注意事项 (2)

Precautions (2)

3. 设计建议:

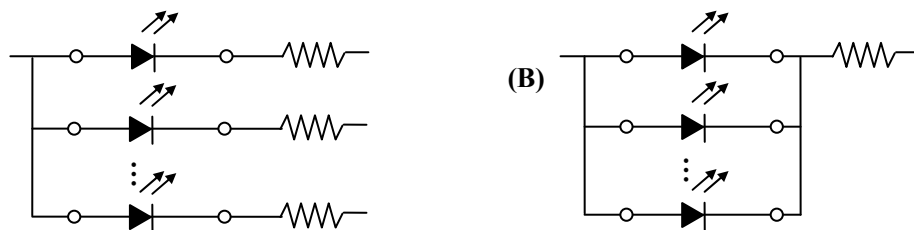
Design Consideration

设计电路时, 通过 LED 的电流不能超过规定的最大值, 同时, 还需使用保护电阻, 否则, 微小的电压变化将会引起较大的电流变化, 可能导致产品损毁。

建议使用以下 (A) 电路, 该电路能够很好的调节通过每个 LED 的电流; 不推荐使用 (B) 电路, 该电路在持续的电压驱动下, LED 的正向电压 (V_F) 发生变化, 电流会随之而发生变化, 可能使某些 LED 承受高于规定的电流值。

In designing a circuit, the current through each LED must not exceed the absolute maximum rating specified for each LED. In the meanwhile, Customer must apply protective resistors; otherwise slight voltage shift will cause comparatively large current change, or burnt out.

It is recommended to use Circuit A which regulates the current flowing through each LED rather than Circuit B. When driving LEDs with a constant voltage in Circuit B, the current through the LEDs may vary due to the variation in Forward Voltage (V_F) of the LEDs. In the worst case, some LED may be subjected to stresses in excess of the Absolute Maximum Rating.



LED 的特性容易因为自身的发热和环境的温度的改变而发生改变。温度的升高会降低 LED 的发光效率、影响发光颜色等, 所以在设计时应充分考虑散热的问题。

Thermal Design is paramount importance because heat generation may result in the Characteristics decline, such as brightness decreased, Color changed and so on. Please consider the heat generation of the LEDs when making the system design.

使用注意事项 (3)

Precautions (3)

4. 反压保护:

Reverse voltage protection

通常 LED 的反向漏电流都很小, 不会影响正常使用。如果 LED 长期遭受超过其所能承受的反向电压冲击时, LED 会被损伤, 反向漏电流会迅速变大, 引起显示屏零灰度下串光的发生。在设计中, 要注意控制反向电压, 建议加在 LED 上的反向电压值不超过 5V。

In general, the reverse current of LED is very small; it can't affect the normal use of the component, but when it is often suffered the reverse voltage shock which exceeds the limit of the component and causes damage. The reverse current will increase rapidly causing the string light display grayscale so when designing, please pay attention to control the reverse voltage and the voltage of less than 5V is suggested.

5. 温度保护:

The safe temperature for LEDs working

LED 在高温条件下, 衰减会加速, 本身应力也会增大, 若长期处于高温环境下, 极容易出现失效。对于高密度排列使用的情况, 建议在使用过程中灯面温度不超过 55°C, 灯脚温度不超过 75°C。

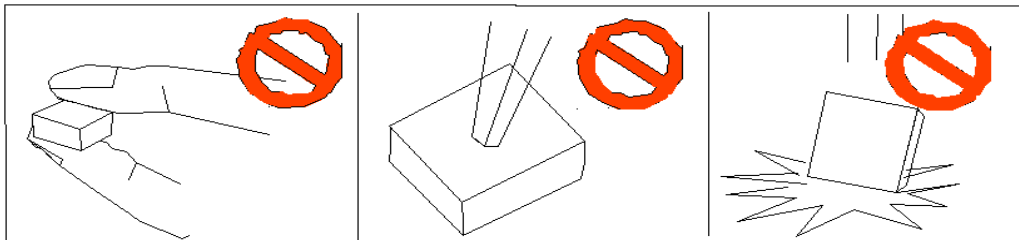
The high temperature will make the LEDs' Luminous Intensity decreased radically and its stress will increase. LEDs worked in hot environment for a long time, they will be disabled easily. When LEDs are worked in a closed array, it's suggested that the LEDs' surface temperature should be lower than 55°C and the legs' temperature should be lower than 75°C.

6. 其他事项:

Others

直接用手拿取产品不但会污染封装树脂表面, 也可能由于静电等因素导致产品性能的改变。过度的压力也可能直接影响封装内部的管芯和金线, 因此请勿对产品施加过度压力, 特别当产品处于高温状态下, 例如在回流焊接过程中。

When handling the product, touching the encapsulation with bare hands will not only contaminate its surface, but also affect on its optical characteristics. Excessive force to the encapsulation might result in catastrophic failure of the LEDs due to die breakage or wire deformation. For this reason, please do not put excessive stress on LEDs, especially when the LEDs are heated with high temperature such as during Reflow Soldering.



LED 的环氧树脂封装部分相当脆弱, 请勿用坚硬、尖锐的物体刮、擦封装树脂部分。在用镊子夹取的时候也应当小心注意。

The epoxy resin encapsulation of the LED is comparatively fragile, so please avoid scratch or friction over the epoxy resin surface. While handling the product with tweezers, do not hold by the epoxy resin, be careful.